

DISTRIBUTOR/AGENT:	DATE OF ORDER:
	DATE OF DELIVERY:
	NAME OF THE ADDRESSEE/USER:



### FEATURES

- **Frame** painted with non-toxic epoxy powders. Compact and adjustable in height - to allow access to different table tops and work surfaces - thanks to the gas spring for the adjustment with the child seated. The **international height adjustment patented system**, typical of the "GRILLO product family", allows for a compact, space-saving base while offering a wide range of height adjustments.
- Grillo Adaptive Seating has a very **breathable, comfortable, durable, easy to wash and quick to dry** fabric, composed by:
  - » Load-bearing upholstery, not removable: the essential design texture allows excellent breathability that **reduces sweating and bacteria formation**. The composition of the fabric allows easy sanitation and washing with quick drying times. The texture maintains the performance even at high loads and it has **self-supporting effect**. It is **fire retardant** according to reaction to fire Class 1 (non-flammable combustible materials) according to the MD of 26th June 1984 and subsequent amendments and additions.
  - » Removable cover is made by very breathable and high quality material both internally and externally. The inner padding has a **highly innovative leading edge structure**, that is three-dimensional, **lightweight**, providing extremely high air circulation, **optimal weight distribution** and excellent comfort. The external fabric is **highly resistant to abrasion** too. **Fire retardant** according to EN 1021-1:2014 and EN 1021-2:2014 standards.
- **Backrest** adjustable in height and tilt thanks to gas spring. Foldable for transport.
- Soft **armrests**, adjustable in height, tilt, width and rotation.
- **Multadjustable padded pelvic side supports** for greater containment. Adjustable in width, rotation and depth.
- **Safe adjustments without any risk of losing the screw.**
- **Seat** tilted by gas spring; adjustable in depth and width thanks to padded pelvic side supports.
- **Pelvic belt 947** provided as standard.
- **Legrest** adjustable in height and tilt with physiological fulcrum, such as to make the adjustment comfortable. Adjustable in depth with the seat.
- **Calf rests** adjustable in height and depth.
- **Footrests** tilting and adjustable in flexion-extension.
- **Twin solid wheels**, 75 mm swiveling, all equipped with parking brakes.

Marked

Attention!  
Read carefully the user and maintenance manual

### Please check off the interested products



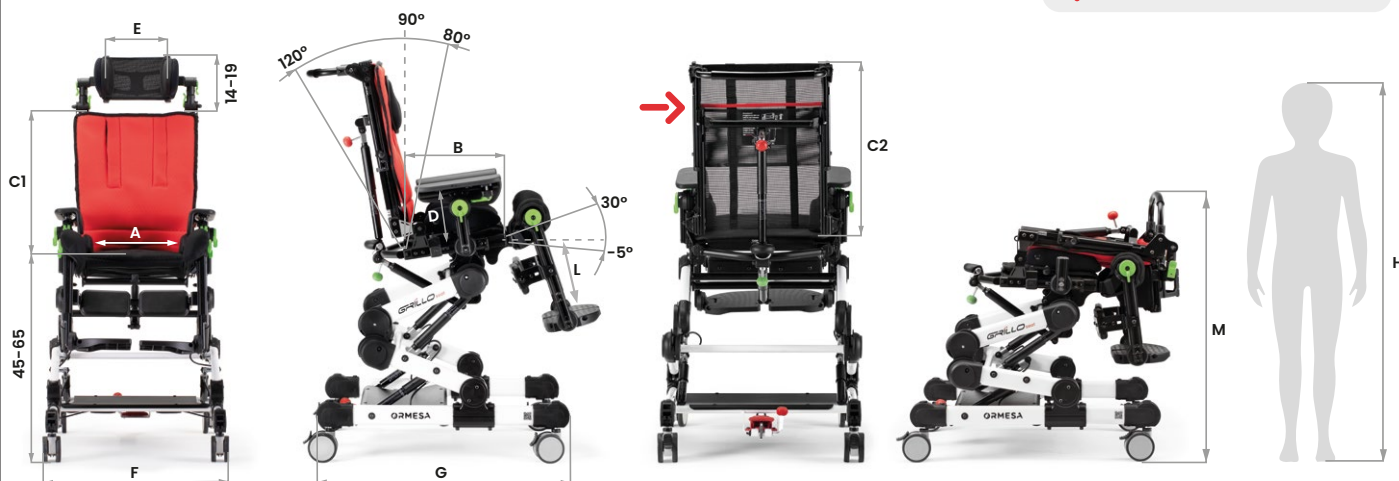
Backrest upholstery colour:

Frame colour: **white**

Red     Pink     Blue




### measures table (cm/in) with and without postural headrest


With the external headrest 863 don't raise the backrest above the red line.



	A	B	C1	C2	D	E	F	G	L	M	Tot. weight	Max. load	User height(H)
<b>Small</b>	20-30 cm	20-30 cm	35-47 cm	35-60 cm	15-20 cm	17 cm	53 cm	65 cm	20-31 cm	68 cm	22,6 kg	35 kg	90-120 cm
	7,8-11,8 in	7,8-11,8 in	13,7-18,5 in	13,7-23,6 in	5,9-7,8 in	6,6 in	20,8 in	25,5 in	7,8-12,2 in	26,7 in	49,8 lb	77,1 lb	35,4-47,2 in

TO BE COMPLETED WITH THE HEADREST

<input type="checkbox"/> <b>865 Padded headrest</b> adjustable in height.	<input type="checkbox"/> <b>835 Shaped headrest</b> with lateral and occipital support, adjustable in height.	<input type="checkbox"/> <b>863 Postural headrest</b> That adapts to the conformation of the head. Adjustable in height, tilt, and depth.
		

 If the headrest model is not selected, the high chair will be sent with the simpler 865 model.

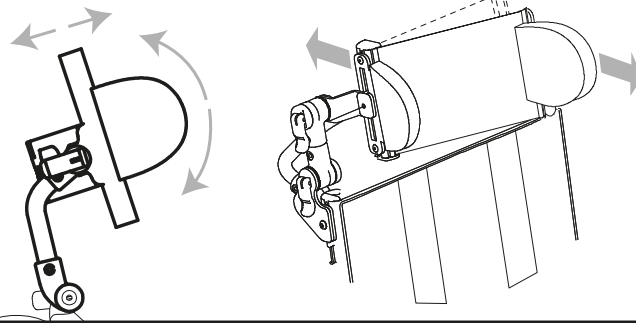
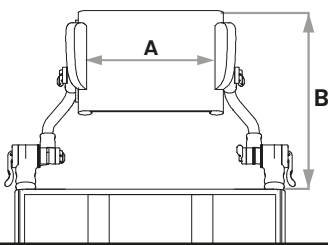
ADDITIONAL COMPONENTS

<input type="checkbox"/> <b>947 Pelvic belt with variable angle</b> (provided as standard) <input type="checkbox"/> mini <input type="checkbox"/> S	<input type="checkbox"/> <b>920 Four point pelvic belt</b>	<input type="checkbox"/> <b>838 Trunk side supports</b> Adjustable in height, width and transversally. Covered by breathable padding fabric, removable for washing. <input type="checkbox"/> mini <input type="checkbox"/> S	<input type="checkbox"/> <b>868 Wrappable and flexible trunk supports</b> Adjustable in height, width and transversally. Covered by breathable padding fabric, removable for washing. <input type="checkbox"/> mini <input type="checkbox"/> S	<input type="checkbox"/> <b>961 Elbow side supports.</b> Covered by breathable padding fabric, removable for washing.
				
<input type="checkbox"/> <b>853 Vest harness</b> <input type="checkbox"/> mini <input type="checkbox"/> S	<input type="checkbox"/> <b>834R Adjustable abduction block</b> in depth and abduction.	<input type="checkbox"/> <b>834N Narrow abduction block</b>	<input type="checkbox"/> <b>824 Tray with wrap-around recess</b> Adjustable in depth, height and tilt with armrests.	<input type="checkbox"/> <b>960 Heelrests</b>
				
<input type="checkbox"/> <b>962 Footrests + Heelrests</b>	Notes: _____ _____ _____ _____ _____ _____ _____			
				

COMPONENTS MEASURES

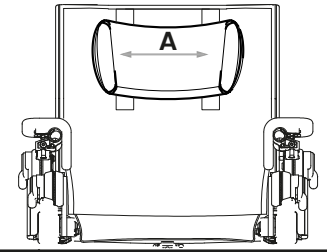
**863**

A = 17 cm / 6,6 in  
 B = 13-19 cm / 5,1-7,4 in

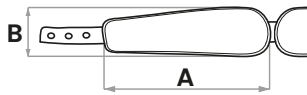


**835**

S/M A = 18 cm / 7 in

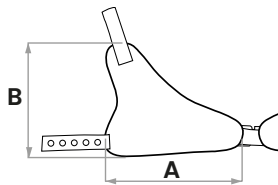


**947**



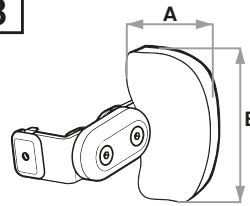
mini  
 A = 16 cm / 6,2 in  
 B = 5 cm / 1,9 in  
 small  
 A = 19 cm / 7,4 in  
 B = 6 cm / 2,3 in

**920**



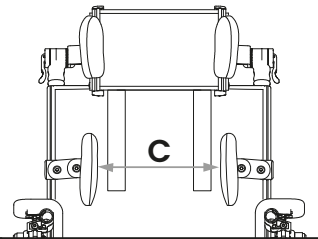
small  
 A = 16 cm / 6,2 in  
 B = 15,5 cm / 6,1 in

**838**

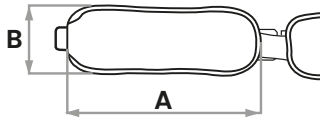


mini  
 A = 9 cm / 3,5 in  
 B = 7 cm / 2,7 in  
 small  
 A = 10 cm / 3,9 in  
 B = 12 cm / 4,7 in

C = 17-25 cm / 6,7-9,8 in

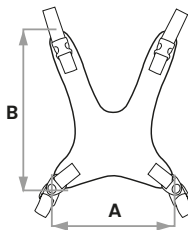


**868**



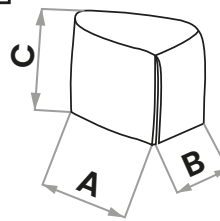
mini  
 A = 23 cm / 9 in  
 B = 9 cm / 3,5 in  
 small  
 A = 26 cm / 10,2 in  
 B = 9 cm / 3,5 in

**853**



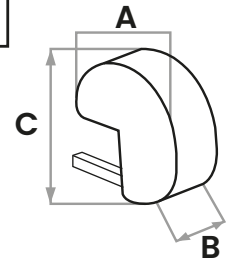
mini  
 A = 20,5 cm / 8 in  
 B = 28 cm / 11 in  
 small  
 A = 25 cm / 9,8 in  
 B = 34 cm / 13,3 in

**834R**



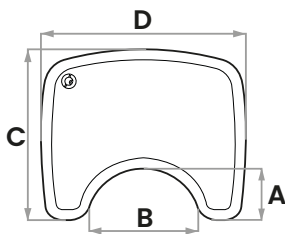
mini/S  
 A = 12 cm / 4,7 in  
 B = 8-10 cm / 3,1-3,9 in  
 C = 9 cm / 3,5 in

**834N**



mini/S  
 A = 12 cm / 4,7 in  
 B = 4 cm / 1,5 in  
 C = 14 cm / 5,5 in

**824**



A = 16 cm / 6,2 in  
 B = 38 cm / 14,9 in  
 C = 53 cm / 20,8 in  
 D = 64 cm / 25,1 in