

DISTRIBUTOR/AGENT:	DATE OF ORDER:
	DATE OF DELIVERY:
	NAME OF THE ADDRESSEE/USER:

F E A T U R E S

- **FRAME** made of chromed steel, painted with non-toxic epoxy powder paint. Narrow base to facilitate entering elevators.
- **The seat and backrest are covered with visco-elastic fire-proof material. It is resistant, breathable and anti-slip. It is made of a special and exclusive ORMESA formula:**
 - 1) It adapts to the user's body shapes and it prevents its sliding, with the result of an **EXCELLENT COMFORT and KEEPING POSTURE**, even when changing the backrest recline and tilt (it adapts to the user's body shapes maintaining its support function).
 - 2) Easily washable to keep the **HYGIENE** of the user; it lets **AIR PASS** keeping the **OPTIMAL MICROCLIMATE** that **HELPS PREVENTING BED SORES**.
 - 3) Durable and fireproof, **GUARANTEE OF DURABILITY and SAFETY**.
 - 4) Ergonomic, breathable, non-toxic, fireproof **UPHOLSTERY**; it does not interfere with the benefits of the visco-elastic cover. The upholstery is fixed with buttons, easy to remove for machine washing.
- Ergonomic **BACKREST**, it holds the shapes of the user. **The special structure of the backrest gives a proper alignment to the trunk and it doesn't generate any pressure on the spine.** Adjustable in tilt by levers with safety pin. The pin allows blocking the levers to maintain the proper adjustment for the user, height adjustable, folding for transportation.
- Low **SEAT** and slightly inclined. Adjustable in depth on four positions.
- Wide and wrap **HEADREST**, padded, multi adjustable (in height, tilt, depth, lateral traslation); thus assuring the **proper alignment between head and trunk**, without interfering with the user's view. Anti-bacterial and Hygienic.
- **ARMRESTS**, padded, easily and stably adjustable in height thanks to the lever.
- **PUSH HANDLE** adjustable in tilt/ height, it helps the care.
- **CONTINUOUS AND WITHOUT EFFORT ADJUSTMENTS:** tilting, backrest recline and legrest tilt are operated by independent gas springs.
- **SIDES** with scissor opening. Thanks to the special joint, the armrests are positioned behind the backrest, eliminating completely all obstacles to the transfer.
- **LEG RESTS:** ergonomic, removable, turnable and adjustable in tilt without effort, activated with gas springs.
- **CALFRESTS** adjustable in depth and free tilt to accommodate the movements of the leg.
- **FOOT RESTS**, adjustable in flexion-extension and height.
- **5" SOLID SWIVELING WHEELS**, the rear ones with brakes.

The alternative to being bedridden



CE Marked



Attention!
Read carefully the user and maintenance manual

Please check off the interested products:



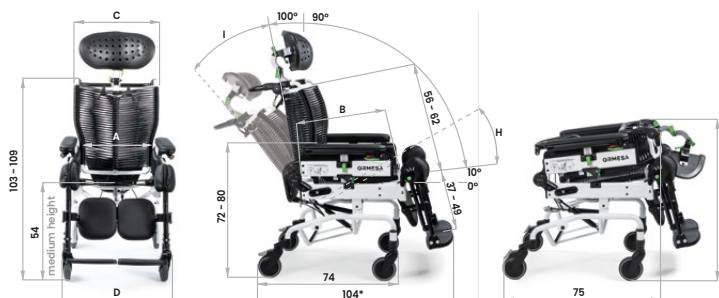
FRAME COLOUR: white black

UPHOLSTERY COLOUR: dark grey light grey

SIZES: 36 40 45 50

C O L O R S

M E A S U R E S



*footrest adjusted to the maximum length

Juditta B12	size 36	size 40	size 45	size 50
A seat bottom width	cm 36	cm 40	cm 45	cm 50
B seat bottom depth	cm 40-43-46-49	cm 40-43-46-49	cm 40-43-46-49	cm 40-43-46-49
C backrest width	cm 47	cm 47	cm 52	cm 57
D overall width	cm 60	cm 60	cm 65	cm 70
H seat bottom inclination-tilt	from 10° to 35°	from 10° to 35°	from 10° to 35°	from 10° to 35°
I backrest inclination	from 10° to 38°	from 10° to 38°	from 10° to 38°	from 10° to 38°
Total weight	kg 37	kg 37	kg 39	kg 40
Max capacity	kg 120	kg 120	kg 130	kg 140

Hyphen separated numbers indicate a minimum and maximum range of adjustment

A D D I T I O N A L

C O M P O N E N T S

824-R Reclinable tray, adjustable in tilt, backwards-forwards, with security block



It is made by resistant and hygienic material, design with no edges, it doesn't keep residual food.

894 45° Pelvic belt



834 Padded abduction block



892 Footplate covering



914 Footrest lock




896 Tray 824 covering




916 Padded leg panel



933 IV Pole



936 Headrest cover



938 Water-proof cover

